



# The MLC Uniform

Choosing the uniform that suits you



# Introducing the MLC Uniform

Wearing the MLC uniform with pride is the very first step every student will take in becoming a part of our vibrant school community.

MLC is proud to provide a range of high-quality, high-performance, and activity-appropriate uniform options that help you to achieve your best.

Through wearing the MLC uniform, our students are immediately identifiable as belonging to the MLC community and the values we represent: Engage with Respect, Aspire with Responsibility, Act with Compassion, and Explore with Courage.

Our uniform has been designed to provide some choice and individual expression. From our cool weather and warm weather options, you can choose the pieces that you feel most comfortable in and adorn your blazer with pins that represent your passions and beliefs, including the embroidery patches or leadership badges you may collect through your schooling journey.

The following pages will introduce our extensive range of uniform options available, and how to wear them.



# How to shop for your uniform

Bob Stewart is MLC's appointed uniform provider, and offers families a range of options to purchase new and second hand uniform items. There are several options to obtain a full uniform, or individual items:

## In person on Kew campus:

Experienced staff can help families select the uniform items needed. Please make an appointment for a fitting if you are new to the College and looking for assistance to arrange your daughters new uniform.

Families are invited to visit the on campus Uniform Shop during the listed opening hours. We accept payment via credit card or direct debit.

Students in Years 7 – 12 can shop independently between classes and can use EFTPOS for payment.

## Click and collect at MLC Kew:

Order uniform items online and select 'Click and Collect' to collect your items from the MLC Uniform Shop. Please refer to our opening hours and closure dates before placing your order online.

**Shop online** at [bobstewart.com.au](http://bobstewart.com.au)

## Other Bob Stewart locations:

Families can arrange to visit other Bob Stewart locations for fittings and to collect pre-ordered uniform items.

For locations and trading hours visit:

<https://bobstewart.com.au/store-info>

## Contact us

T +61 3 9274 6422

E [uniform@mlc.vic.edu.au](mailto:uniform@mlc.vic.edu.au)

## MLC Uniform Shop trading 2024

### Open

Tuesday, 9 – Friday, 12 January	9am – 4pm
Monday, 15 – Thursday, 18 January	9am – 4pm
Monday, 22 – Wednesday, 25 January	9am – 4pm
Tuesday, 30 – Wednesday, 31 January	9am – 4pm

Appointments for fittings can be made here.



### Closed

Monday, 1 – Monday, 8 January
Friday, 19 January
Thursday, 25 January – Monday, 29 January

### 2024 Term trading hours

Tuesday	8am – 4pm
Thursday	8am – 5.30pm (Term 3, 8am- 4pm)
Friday	1pm – 4pm

Closed on Monday and Wednesday.

Last day of trade Thursday, 5 December

### 2024 Holiday trading days

Saturday, 13 April	9am – 12.30pm
Monday, 15 April	9am – 4pm
Saturday, 13 July	9am – 12.30pm
Monday, 15 July	9am – 4pm
Friday, 4 October	9am – 4pm
Saturday, 5 October	9am – 12.30pm

### 2024 Uniform Shop closure dates

School holiday dates, except as above, and the below dates are non-trading days for the MLC Kew campus uniform shop:

Thursday, 29 February	Parent-Teacher-Student Conferences
Thursday, 25 April	Anzac Day Public Holiday
Thursday, 30 April	Athletics Day
Thursday, 15 August	Parent-Teacher-Student Conferences
Tuesday, 5 November	Melbourne Cup Public Holiday
Thursday, 28 November	Report Writing Day
Friday, 29 November	House swimming carnival

## Selling your second-hand uniform items

**As a service to the College community, second-hand uniform items are sold through the MLC Uniform Shop.**

The MLC Uniform Shop will purchase your second-hand uniform items before selling them on to the community. We ask that all second-hand items are appropriately laundered and dry-cleaned. In the interest of providing our community with quality uniform items, the MLC Uniform Shop reserves the right to refuse some items for resale.

Please note, there is no refund or exchange for second-hand goods purchased at the MLC Uniform Shop.

Please speak to staff at the MLC Uniform Shop to sell your second-hand uniform items.

Uniform that is not suitable for resale is donated to schools overseas.



# How to wear the academic uniform

## Summer uniform options

### Option 01

Prep – Year 12

1. Dress
2. Star Badge
3. White socks\*
4. Black school shoes



\*Students can choose between knee high or ankle socks.

### Option 02

Prep – Year 12

1. Short sleeve blouse
2. Tailored shorts
3. White socks\*
4. Black school shoes



\*Students can choose between knee high or ankle socks.

## Essentials

### Blazer

Remember to wear your star badge on your blazer lapel when wearing the jumper



### Jumper Prep – Year 10

You can wear your jumper and blazer with both summer uniform options.

The blazer should be worn over the top of the jumper when travelling to and from school.



### Senior School jumper Year 11 – 12

Students in Year 11 and 12 wear a 'Senior School' black jumper instead of the standard green jumper.

The blazer should be worn over the top of the jumper when traveling to and from school.



### MLC black or plain black backpack Year 5 – 12



### Green backpack Prep - Year 4



### Black backpack Year 3 – 6



### Black school shoes, either lace up or t-bar



### Bucket hat Compulsory for Prep – Year 6



### Essentials checklist

- MLC Silver Star Badge  
*The Silver Star badge (in sterling silver) is presented to each student as they join the College. These badges cannot be replaced if lost; a replica can be purchased and worn in place of the original (or to keep the original safe).*
- MLC Star Badge replica  
*Replica star badge to be worn every day.*
- Blazer

- Jumper
- Senior School jumper  
*(Years 11 – 12)*
- MLC black or plain black backpack
- Green backpack *(Prep – Year 4)*
- Black school shoes
- Bucket hat *(Compulsory for Prep – Year 6)*

### Summer uniform checklist

- Dress
- Tailored shorts
- Short sleeve blouse
- White knee high or ankle socks



You're welcome to wear any of the below uniforms at any time during the year, meaning there is no requirement to wear a specific uniform per term. You can choose between skirts or dresses, pants or shorts, depending on your

personal style, activity levels and weather conditions. We recommend purchasing at least one cool weather and one warm weather ensemble, to ensure you have comfortable uniform options year round.

## Winter uniform options

### Option 01

Prep – Year 6


1. Tunic
2. Long sleeve blouse
3. Black tights or black long socks (*Prep – Year 4 only*)
4. Black school shoes



### Option 02

Prep – Year 12

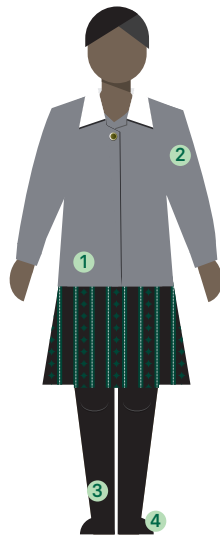
1. Long sleeve blouse
2. Tailored pants
3. Black socks or tights
4. Black school shoes



### Option 03

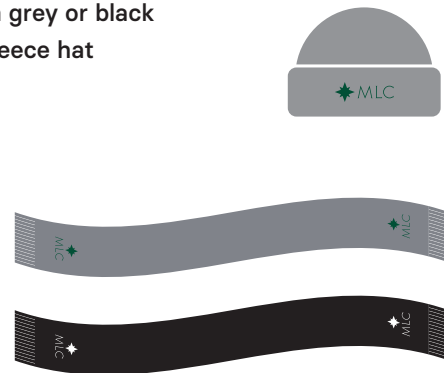
Year 3 – 12

1. Skirt
2. Long sleeve blouse
3. Black tights
4. Black school shoes



### For extra warmth

1. Scarf in grey or black
2. Polar fleece hat



#### Winter uniform checklist

- |                          |                                |                          |  |
|--------------------------|--------------------------------|--------------------------|--|
| <input type="checkbox"/> | Smock ( <i>Prep – Year 1</i> ) | <input type="checkbox"/> | Black cotton tights or black knee high socks ( <i>Prep – Year 4</i> )                      |
| <input type="checkbox"/> | Tunic ( <i>Prep – Year 4</i> ) | <input type="checkbox"/> | Black cotton tights ( <i>Years 5 – 12</i> ) or black opaque tights ( <i>Years 7 – 12</i> ) |
| <input type="checkbox"/> | Skirt                          |                          |  |
| <input type="checkbox"/> | Tailored pants                 |                          |  |
| <input type="checkbox"/> | Long sleeve blouse             |                          |  |

#### For extra warmth checklist

- |                          |                        |
|--------------------------|------------------------|
| <input type="checkbox"/> | Scarf in grey or black |
| <input type="checkbox"/> | Polar fleece hat       |

# How to wear the PE uniforms

## PE uniform

### Option 01

Prep – Year 12


1. Cap
2. House top
3. Shorts
4. Star socks
5. Runners



### Option 02

Prep – Year 12

1. House top
2. Track pants
3. Star socks
4. Runners



### Option 03

Year 5 – 12

1. House top
2. Skirt
3. Star socks
4. Runners



### Option 04

Prep – Year 12

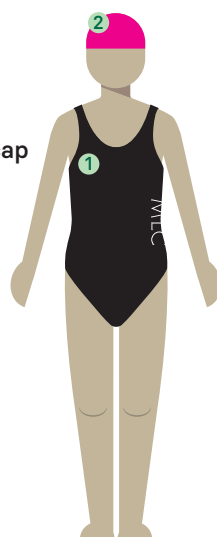
1. Sports jacket
2. Track pants
3. Star socks
4. Runners



### Swimwear

Prep – Year 9

1. Bathers
2. House swim cap



Our PE Uniforms can only be worn to Physical Education classes as part of the MLC curriculum.

#### PE uniform checklist

- |   |   |
|---|---|
| <input type="checkbox"/> House top  | <input type="checkbox"/> Bathers ( <i>Prep – Year 9</i> )   |
| <input type="checkbox"/> Shorts   | <input type="checkbox"/> House swim cap   |
| <input type="checkbox"/> Track pants  | <input type="checkbox"/> Sports socks<br><i>Star socks are optional.<br/>Plain white ankle socks are also acceptable.</i> |
| <input type="checkbox"/> Sports jacket  | <input type="checkbox"/> Running shoes<br><i>Students are able to select their own running shoes.</i>                     |
| <input type="checkbox"/> Cap ( <i>Prep to Year 6 PE class only. Years 7 – 12 can wear with academic and PE uniforms</i> ) |   |

#### PE uniform optional extras

- |  |
|--|
| <input type="checkbox"/> Long sleeve sports top                      |
| <input type="checkbox"/> Competition top                             |
| <input type="checkbox"/> Polar fleece vest                           |
| <input type="checkbox"/> Sports bag ( <i>Havasac or sports bag</i> ) |
| <input type="checkbox"/> Sports skirt ( <i>Year 5 – 12</i> )         |


## PE uniform option for Years 7 – 12 only

The competition top options shown here can also be worn to co-curricular sport commitments at lunchtimes, after school or on weekends.

However, certain co-curricular sports on offer, such as Rowing, Cross Country and Netball require their own specialised garments. Please speak to Sport or Uniform Shop staff for more information.

### Option 01

1. Competition top
2. Shorts
3. Star socks
4. Runners




### Option 02

1. Competition top
2. Track pants
3. Star socks
4. Runners



### Option 03

1. Competition top
2. Skirt
3. Star socks
4. Runners

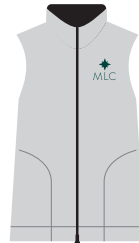


## For extra warmth for Prep – Year 12

Long sleeve sports top



Polar fleece vest



### Optional extras for any uniform

- Hair accessories, e.g. ribbons, headband
- Library bag (*Prep – Year 4*)
- Umbrella

For enquiries about the  
MLC Uniform, please contact  
the MLC Uniform Shop:

T: 03 9274 6422

E: [uniform@mlc.vic.edu.au](mailto:uniform@mlc.vic.edu.au)

Methodists Ladies College Limited  
ABN 55 006 036 979 | CRICOS 00325A

[mlc.vic.edu.au](http://mlc.vic.edu.au)